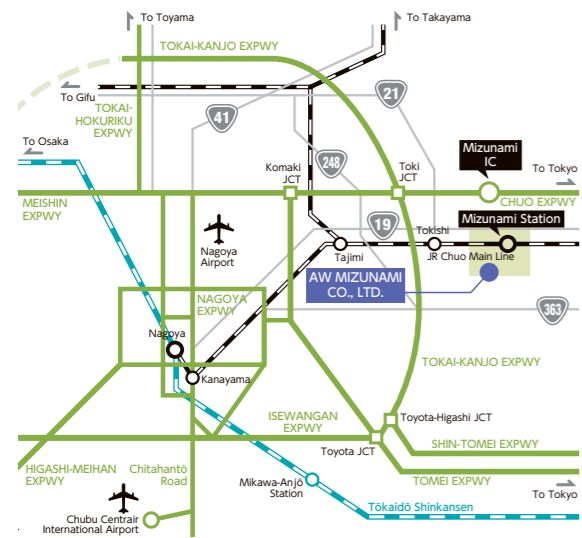


Wide-Area Map of the Chubu Region



Route Guide

Access by Car

- Tokyo ⇒ Toyota•Toyota-Higashi JCT ⇒ Toki JCT ⇒ Mizunami IC (Approx. 4hours 30minutes)
[TOMEI/SHIN-TOMEI EXPWY → TOKAI-KANJO EXPWY → CHUO EXPWY]
- Tokyo ⇒ Mizunami IC (Approx. 4hours) [CHUO EXPWY]
- Osaka ⇒ Komaki JCT ⇒ Mizunami IC (Approx. 2hours 30minutes)
[MEISHIN EXPWY → CHUO EXPWY]
- * Approx. 5minutes by car from Mizunami IC (1.5km)

Access by Rail

- Shinkansen / Tokyo ⇒ Nagoya (1hour 45minutes)
Shin-Osaka ⇒ Nagoya (1hour)
- Chuo Main Line / Nagoya ⇒ Mizunami (45minutes by JR Rapid Train)
- * Approx. 10minutes by car from Mizunami Station (2.2km)

Surrounding Area



Spread our wings around the world
from Mizunami with advanced manufacturing!



AW MIZUNAMI CO., LTD.

1905 Oda-cho, Mizunami, Gifu 509-6112, Japan
TEL +81-572-51-8200 FAX +81-572-51-1735

<https://aw-mz.co.jp/en/> >>>



AW MIZUNAMI CO., LTD.

Principle

Quality Supremacy

Our basic principle is to realize sustainable corporate growth and ensure the well-being of our employees by contributing to our customers and society through the highest quality products.



GLOBAL VISION

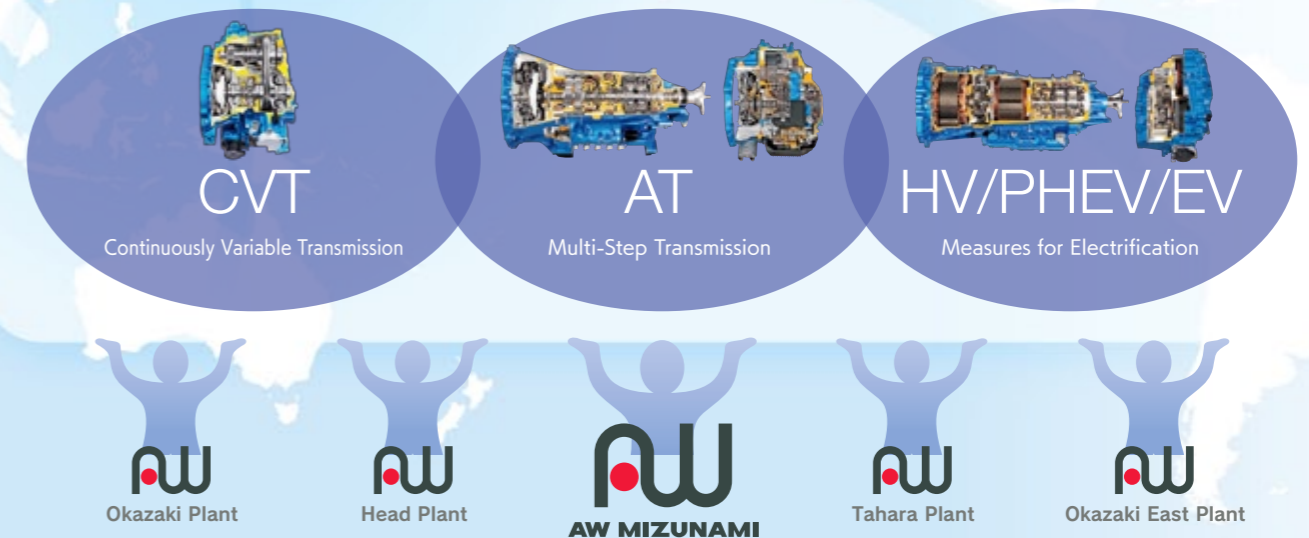
AW Mizunami Co., Ltd. shares the responsibilities of Aisin AW Co., Ltd., which sets the global standards in the industry.

Aisin AW, our parent company, is an automotive parts manufacturer boasting the top share in the global automatic transmission (AT) market. Aisin AW's ATs are adopted by automakers across the globe and represent a core product of Aisin Group.

Company Profile

Company Name	AW MIZUNAMI CO., LTD.	Business Field	Manufacturing and sales of ATs and AT parts
Establishment	November 15th, 2017	Head Office	1905 Oda-cho, Mizunami, Gifu, Japan
Capital	¥490 million (JPY)	Major Shareholder	AISIN AW CO., LTD.
Representative	Hideyuki Aoki, President		

Aisin AW's Drivetrain Business



AW Mizunami shares the responsibilities of Aisin AW's AT manufacturing business which secures the highest market share in the world. In addition to ATs, we also manufacture a hydraulic control devices, one of the important components of AT, and supply them to Aisin AW. Our products are mounted on automobiles around the globe.


Making progress with local communities in Mizunami to delight customers around the world!

Toward the future of motorized society, AW Mizunami was established in Mizunami City, Gifu Prefecture, in 2017 as the Aisin AW's global production base for automatic transmissions (ATs).

In recent years, the automobile industry has faced rapid changes, such as progress in electrification and development of automated driving technologies. We will continue in our cooperation with Aisin AW, to deal with next-generation business domains, in order to deliver further delight to customers around the world.

"Spread our wings around the world from Mizunami with advanced manufacturing!" With this aspiration in mind and guided by the corporate principle of "Quality Supremacy," we are working, with pride and motivation, to create products that are trusted and appreciated by customers around the world.

As a corporate citizen of Mizunami, we will cooperate with local communities in a range of aspects to contribute to its development, making AW Mizunami a company that is supported and trusted by the people in Mizunami and the world.



What is an AT?

An AT is an essential component that transmits the power of the engine to the wheels by automatically selecting the optimal gear for the driving conditions. It helps to improve acceleration performance and enhance fuel economy.

Product Lineup

» Medium Torque Capacity FWD 8-Speed Automatic Transmission



» High Torque Capacity FWD 8-Speed Automatic Transmission



< Features >

- Substantially lower torque loss significantly improves fuel efficiency, and the expanded lock-up range offers driving with a direct feel
- Revising the gear train structure and materials, and optimizing the shape, led to a lighter, more compact transmission



President
Hideyuki Aoki